

# GALLERY<sup>®</sup>

collection

3-LAYER CONSTRUCTION



America's Favorite Garage Doors<sup>®</sup>



*Model GD2SU with Ultra-Grain<sup>®</sup> Oak Medium Finish Paint Option*

# GALLERY<sup>®</sup> collection

The Gallery<sup>®</sup> Collection three-layer construction provides exceptional strength, energy efficiency and dent resistance as well as a beautiful carriage house appearance. The 2" or 1-3/8" thickness of Intellicore<sup>®</sup> polyurethane or bonded polystyrene insulation and thermal break makes these doors heat and cold resistant while the tongue-and-groove joint helps seal out wind, rain and snow. Available in short and long panels with multiple window options, the three-layer Gallery<sup>®</sup> Collection is virtually maintenance-free, so the first fabulous impression becomes a lasting impression.



**intellicore<sup>®</sup>**  
insulation technology

## Warmer. Quieter. Stronger.

Gallery<sup>®</sup> Collection doors featuring Intellicore<sup>®</sup> insulation technology represent the ultimate smart choice for homeowners. Clopay's Intellicore<sup>®</sup> is a proprietary polyurethane foam that is injected into a garage door, expanding to fill the entire structure. The result is a door with incredible strength and durability. Its dense insulation also produces a quieter door, and with one of the industry's leading R-values of 18.4, it provides year-round comfort and improved energy efficiency. Smart, indeed.



## 3-Layer Construction

GD2SU & GD2LU MODELS	GD1SU & GD1LU MODELS	GD2SP & GD2LP MODELS	GD1SP & GD1LP MODELS
 <b>2"</b> POLYURETHANE INSULATION	 <b>1 3/8"</b> POLYURETHANE INSULATION	<b>2"</b> POLYSTYRENE INSULATION	<b>1 3/8"</b> POLYSTYRENE INSULATION
<b>EFFICIENCY</b> <b>18.4</b> R-VALUE	<b>EFFICIENCY</b> <b>12.9</b> R-VALUE	<b>EFFICIENCY</b> <b>9.0</b> R-VALUE	<b>EFFICIENCY</b> <b>6.5</b> R-VALUE

*Calculated door section R-value is in accordance with DASMA TDS-163. Models with Ultra-Grain<sup>®</sup> and Black paint options are 25 gauge steel.*





Model GD1LU; Shown in Ultra-Grain® Oak Slate Finish with Grille on ARCH1 Windows

# VINTAGE style with updated APPEAL

## COLORS



- Exterior steel on standard color doors has a natural woodgrain texture.
- Doors can be painted to match the home's exterior using a high-quality latex exterior paint. Do not use oil-based paint.

*\*Popular in select markets, Glacier White is a brighter white.*

## CUSTOM PAINT OPTION



Color Blast® offers more than 1,500 Sherwin-Williams® color options to complement your home. Clopay's durable two-part paint system has been thoroughly tested and is backed by a five-year warranty.

## ULTRA-GRAIN® PAINT OPTION



Ultra-Grain® Oak Medium Finish



Ultra-Grain® Oak Dark Finish



Ultra-Grain® Oak Walnut Finish


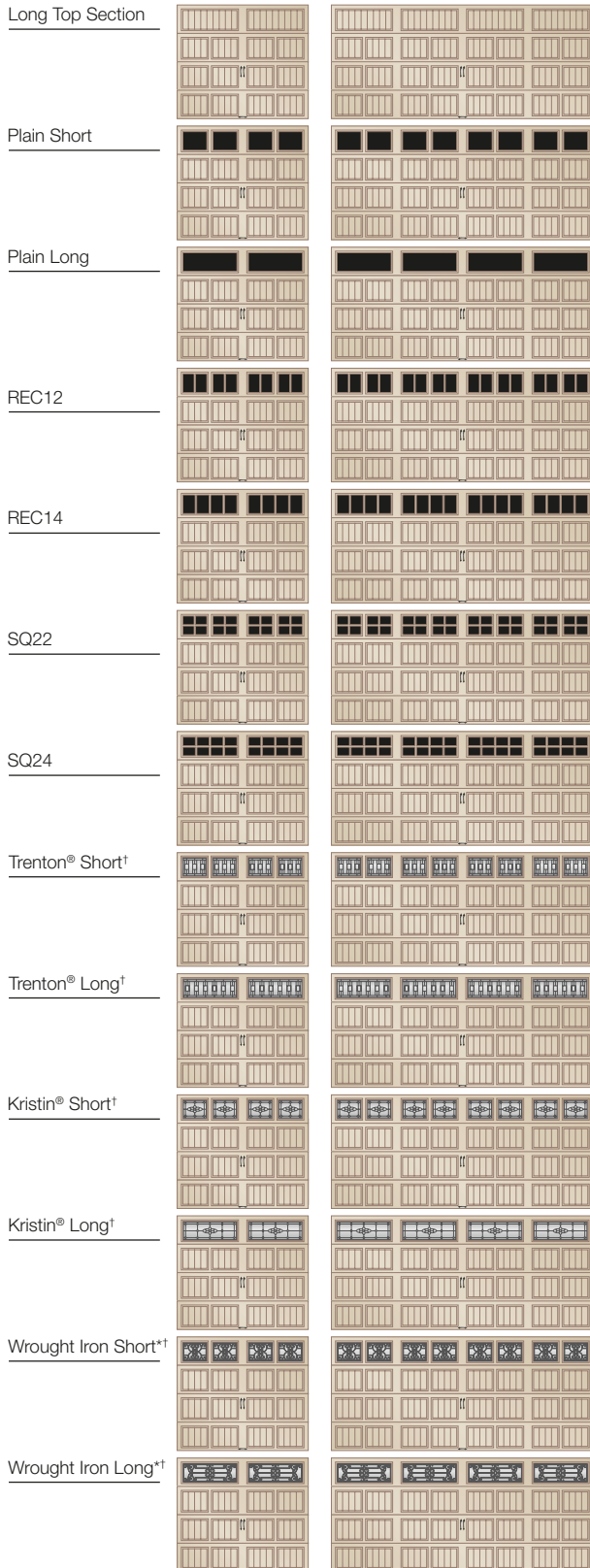
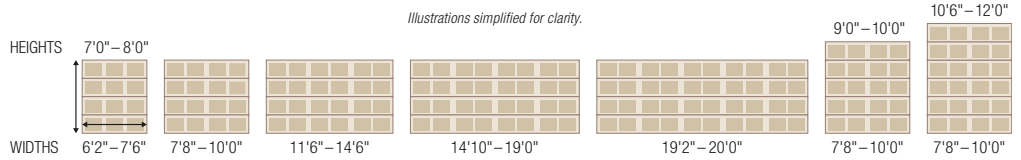


Ultra-Grain® Oak Slate Finish

- Painted steel surface simulates a real stained door without the need of staining and the ongoing maintenance of wood.
- Oak woodgrain runs horizontal on stiles and vertical on panels for an authentic, natural look.
- Available in Medium, Dark, Walnut or Slate finishes that complement Clopay Entry Doors, shutters and other exterior stained wood products.
- Exterior steel surface on an Ultra-Grain® painted door has a stucco texture to create a more natural woodgrain appearance.
- Window frames, grilles and inserts are color matched to coordinate with the Ultra-Grain® patterns. All window options are available.

# SHORT PANEL WINDOW DESIGNS AND TOP SECTION OPTIONS

MODELS  
GD1SP, GD1SU,  
GD2SP AND GD2SU



\*Acrylic


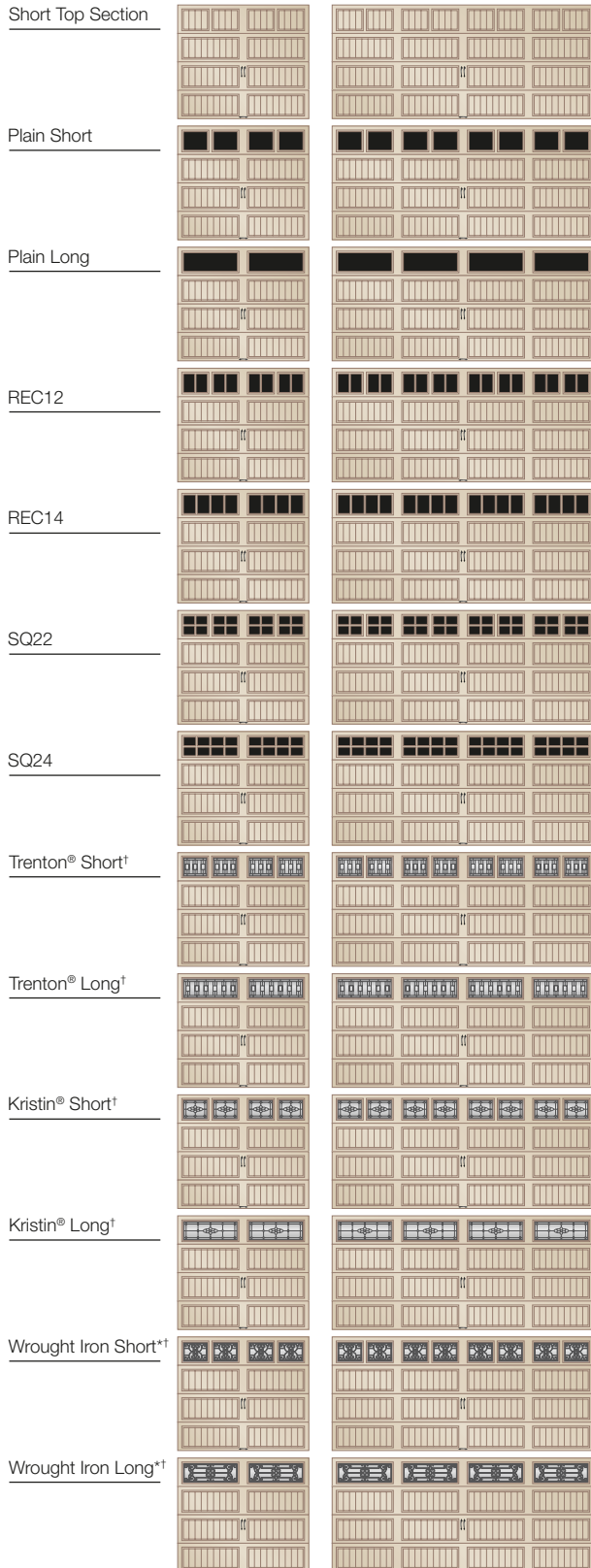
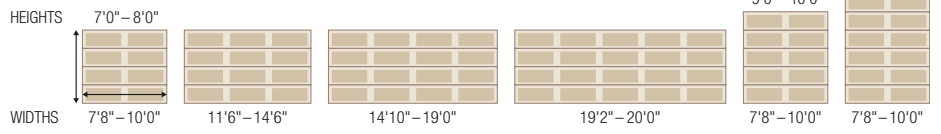
†Complements Clopay Entry Door glass.

Note: Due to stile width restrictions, some odd size door widths may allow only for the installation of a single handle. See your Clopay Dealer for details.



# LONG PANEL WINDOW DESIGNS AND TOP SECTION OPTIONS

MODELS  
GD1LP, GD1LU,  
GD2LP AND GD2LU




\*Acrylic

†Complements Clopay Entry Door glass.

Note: Due to stile width restrictions, some odd size door widths may allow only for the installation of a single handle. See your Clopay Dealer for details.

# Windows

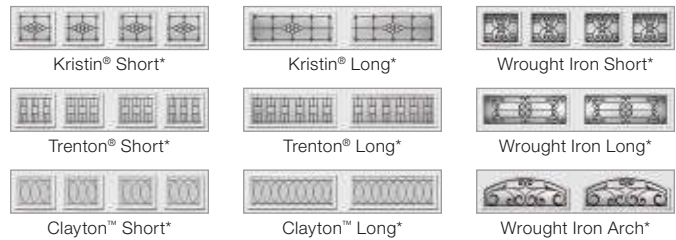
## GLASS



\*Complements Clopay Entry Door glass.


Long and short windows may be used in any Gallery 3-layer model. Double strength glass is standard. Optional obscure, 3/4" insulated and 3/4" insulated obscure glass are available on all Gallery 3-layer models, Wrought Iron and decorative grilles. Additional charges for optional glass apply.

## ACRYLIC



Acrylic windows require special cleaning. Never use products that contain ammonia or petroleum products to clean acrylic. Please visit [clopaydoor.com/acrylic](http://clopaydoor.com/acrylic) for complete details.

Windows are available single pane or insulated in clear, frosted, seeded, obscure and rain designs. Clear acrylic also available.



## Additional Features



Large authentic arch window designs. Ultra-Grain® window frames, grilles and inserts are color coordinated to Medium, Dark, Walnut and Slate finishes.

2" thick polystyrene doors and all Intellicore® doors come standard with 10-ball nylon rollers and heavy-duty 14 gauge steel hinges.

Energy-efficient thermal break. Polyurethane model shown.

- Hot-dipped galvanized steel interior and exterior skins with a baked-on primer and top coat help ensure a virtually maintenance-free door with long-lasting beauty.
- Replaceable vinyl bottom weatherseal in a rust-resistant aluminum retainer helps seal out the elements.
- 2" thick polystyrene doors and all Intellicore® doors comply with 2015 IECC air infiltration requirement of 0.40 cfm/ft<sup>2</sup> or less (IECC, Section C402.5.2).
- See your Clopay Dealer for WINDCODE® door availability.

## Warranties

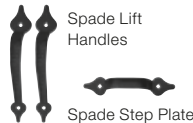


For more detailed product specification information or availability of our Gallery® Collection Garage Doors, please contact your Clopay Dealer. To locate a dealer to help you select the right door for your home, just go to [www.clopaydoor.com/dealer](http://www.clopaydoor.com/dealer) or call 1-800-2CLOPAY (225-6729).

Follow us on

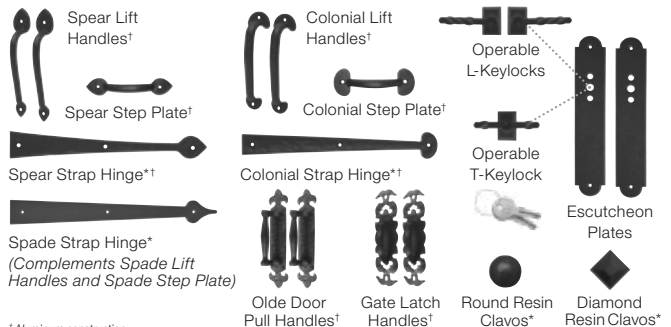
## Decorative Hardware

### STANDARD



Note: Decorative hardware options vary based on door widths. Standard hardware is not provided if a lock is chosen. See your Clopay Dealer for details.

### OPTIONAL



<sup>1</sup>Aluminum construction.

<sup>2</sup>Door may not open properly if installed near the top depending on opening dimensions and lift type. See your Clopay Dealer for more details.



## A FOCUS ON green.

Clopay is committed to designing, manufacturing and distributing garage doors that enhance the beauty, safety and value of your home while minimizing the impact on the environment.

The Gallery® Collection three-layer construction helps conserve natural resources by providing a durable, reliable, low-maintenance, energy efficient door. Long-lasting steel doors and hardware are impervious to moisture and will not rot, warp or crack, and the steel used in Clopay's doors is made from over 75% recycled content. All Clopay doors are made in the U.S., minimizing shipping, damage and handling.

For more details on Clopay's green practices visit [clopaydoor.com/green](http://clopaydoor.com/green)